



**GRADUATE CAREER SERVICES**  
—  
**EMPLOYMENT REPORT\***

**FULL-TIME MBA**

Full-time: Class of 2022  
Internship: Class of 2023

**MASTERS PROGRAMS**

Business Analytics  
Finance  
Global Supply Chain Management  
Marketing

\*Preliminary Data as of August 25, 2022

On behalf of the USC Marshall School of Business students, faculty and professional career services team, I am pleased to share our 2022 Employment Report.

I want to thank all our corporate partners and dedicated alumni who do so much to support our students and staff. We appreciate the employment opportunities that are offered each year and the many extra hours they spend talking to our students through recruiting events, informational interviews, academic and cocurricular events both virtually and on-campus.

We are proud of our students. We are fortunate to attract students who are collaborative, talented and tenacious – qualities that allow them to succeed both at Marshall and at top organizations around the globe. Our values represent the core beliefs of the Marshall community, as well as our aspirations for the future.

Our career services team has more than 100 years of experience in the business environment and has the experience hiring and leading graduate students from top schools like Marshall. This well-rounded perspective is a great benefit to our hiring companies, as they not only prepare our students to succeed but also can consult with firms on their talent needs.

We are always prepared and ready to provide you with any information that you need to recruit Marshall talent. For additional recruiting and program information, please go to our website at <https://www.marshall.usc.edu/career-services/graduate-career-services>.



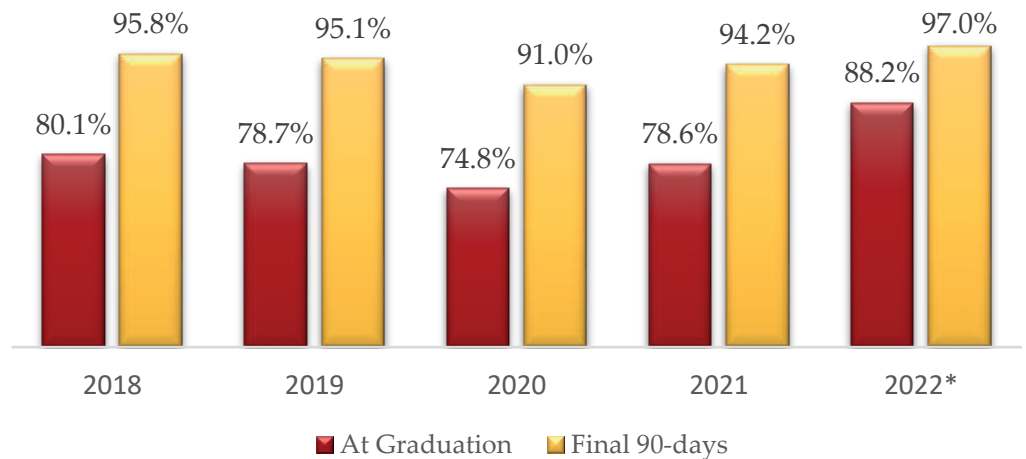
**Mark J. Brostoff**  
Assistant Dean and Director  
Graduate Career Services

## FULL-TIME MBA CLASS PROFILES - UPON ENROLLMENT

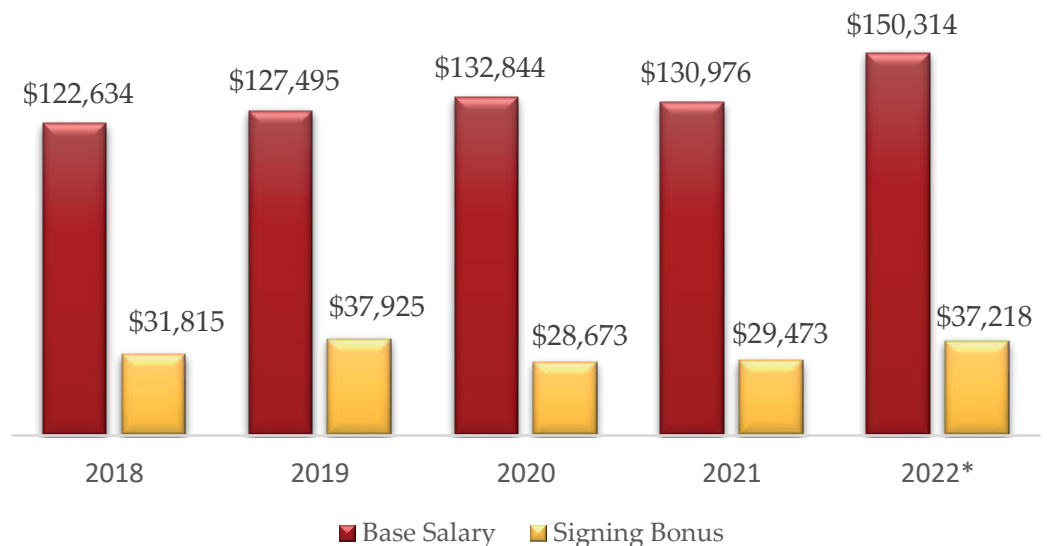
	2023	2024
Students	218	190
Applications	2,418	2,652
Average Age	29	29
GMAT	716	732
Average Work Experience	5.3 years	5.5 years
Average Undergraduate GPA	3.57	3.58
% Female	36%	46%
% International	34%	41%
% Historically Underrepresented Students <sup>1</sup>	21%	24%

<sup>1</sup>As a percent of domestic population

### EMPLOYMENT AT-GRADUATION & POST 90-DAYS



### AVERAGE BASE SALARY & SIGNING BONUS



\*As of August 25, 2022

## COMPENSATION BY FUNCTION: FULL-TIME MBA HIRES

	Percent Accepting New Jobs in These Fields	Average Base Salary	Base Salary Range
<b>Marketing/Sales</b>	<b>29%</b>	<b>\$133,208</b>	<b>\$92,000 - \$165,000</b>
• Product Management	10%	\$141,429	\$95,000 - \$165,000
• Product Marketing Management	5%	\$138,125	\$117,000 - \$154,000
• Brand Management	4%	\$116,600	\$112,000 - \$125,000
• Strategy	4%	*	*
• Business Development	2%	\$110,000	\$92,000 - \$138,000
• Program Management	2%	\$145,750	\$138,000 - \$154,000
• Other <sup>1</sup>	2%	*	*
<b>Finance</b>	<b>28%</b>	<b>\$153,188</b>	<b>\$90,000 - \$205,000</b>
• Investment Banking	9%	\$174,615	\$165,000 - \$185,000
• Corporate Finance	6%	\$136,875	\$106,000 - \$156,000
• Private Equity/Venture Capital	6%	\$134,166	\$90,000 - \$205,000
• Private Wealth Management	3%	\$148,333	\$125,000 - \$160,000
• Investment Management	2%	*	*
• Other <sup>2</sup>	2%	*	*
<b>Consulting</b>	<b>25%</b>	<b>\$169,211</b>	<b>\$130,000 - \$205,000</b>
• Management Consulting	18%	\$169,333	\$150,000 - \$175,000
• Strategic Planning/Internal	5%	\$167,000	\$130,000 - \$205,000
• Consulting – Technology	2%	\$171,667	\$170,000 - \$175,000
<b>Operations/Logistics</b>	<b>8%</b>	<b>\$133,545</b>	<b>\$110,000 - \$154,000</b>
• Program Management	4%	\$138,500	\$122,000 - \$154,000
• Other <sup>3</sup>	4%	*	*
<b>Leadership Development</b>	<b>5%</b>	<b>\$156,125</b>	<b>\$154,000 - \$165,000</b>
<b>Real Estate</b>	<b>3%</b>	<b>*</b>	<b>*</b>
<b>General Management/HR</b>	<b>2%</b>	<b>*</b>	<b>*</b>

<sup>1</sup>Includes Digital Marketing, Consumer Insights, Sales

<sup>2</sup>Includes real estate, sales & trading

<sup>3</sup>Includes procurement/sourcing, project/process management, planning/inventory management, service operations

As of August 25, 2022

\*cannot report salary fewer than 3 data points

## COMPENSATION BY INDUSTRY: FULL-TIME MBA HIRES

	Percent Accepting New Jobs in These Fields	Average Base Salary	Base Salary Range
Technology <sup>1</sup>	29%	\$145,821	\$120,000 - \$165,000
Consulting	21%	\$169,559	\$150,000 - \$175,000
Financial Services <sup>2</sup>	20%	\$158,600	\$90,000 - \$185,000
Entertainment/Interactive Gaming	10%	\$119,889	\$95,000 - \$145,000
Healthcare (including products & services)	6%	\$126,143	\$106,000 - \$135,000
Consumer Packaged Goods <sup>3</sup>	5%	\$112,600	\$100,000 - \$117,000
Other <sup>4</sup>	4%	*	*
Real Estate	3%	\$128,667	\$100,000 - \$146,000
Retail	2%	*	*

<sup>1</sup>includes hardware, networking, software, systems, telecom

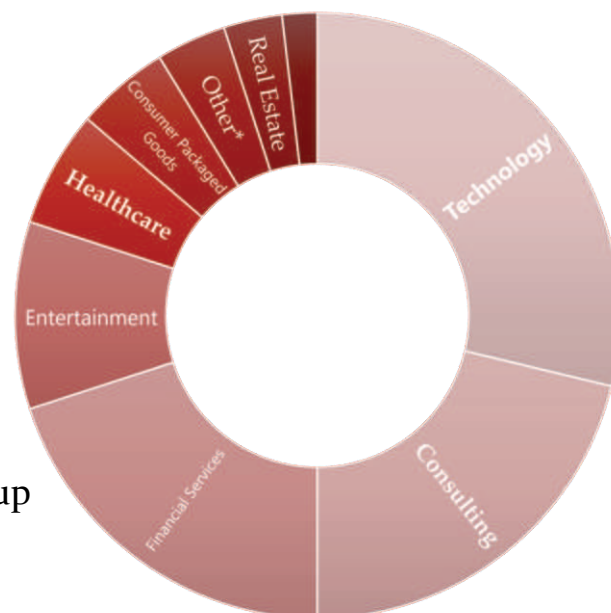
<sup>2</sup>includes advisory, investment banking, investment management, private wealth management

<sup>3</sup>includes apparel/textiles, food/beverage, household/personal, toys/entertainment

<sup>4</sup>includes energy/utilities, transportation & logistics, manufacturing

## TOP HIRING COMPANIES

Amazon	Mattel
Amgen, Inc.	McKinsey & Company
Apple	Meta
Cisco Systems	NBCUniversal
Deloitte	PwC
Electronic Arts (EA)	RBC Capital Markets
EY	Salesforce
Goldman Sachs	Tic Toc Games
Google	Transom Consulting Group
Houlihan Lokey	Verizon
Johnson & Johnson	Western Digital
L.E.K. Consulting	ZS Associates



As of August 25, 2022

\*cannot report salary fewer than 3 data points

## COMPENSATION BY FUNCTION: INTERNSHIP MBA HIRES

	Percent Accepting New Jobs in These Fields	Average Base per Month	Median Base per Month
<b>Marketing/Sales</b>	<b>37%</b>	<b>\$8,363</b>	<b>\$8,667</b>
Product Management	16%	\$8,247	\$8,770
Strategy	7%	\$8,863	\$9,000
Brand Management	4%	\$8,104	\$7,887
Product Marketing Management	4%	\$8,906	\$8,685
Program Management	2%	\$9,034	\$9,208
Business Development	2%	*	*
Digital Marketing	2%	*	*
<b>Consulting</b>	<b>24%</b>	<b>\$12,484</b>	<b>\$13,758</b>
Management Consulting	19%	\$13,967	\$14,083
Strategic Planning/Internal	5%	\$7,008	\$6,587
<b>Finance</b>	<b>20%</b>	<b>\$12,126</b>	<b>\$12,725</b>
Industry Finance	6%	\$7,477	\$7,176
Investment Banking	5%	\$15,104	\$14,583
Private Equity/Venture Capital	4%	*	*
Private Wealth/Investment Mgt	3%	*	*
Other <sup>1</sup>	2%	*	*
<b>Operations/Logistics</b>	<b>6%</b>	<b>\$8,069</b>	<b>\$8,833</b>
Program Management	2%	\$9,437	\$9,393
Project/Process Management	2%	*	*
Other <sup>2</sup>	2%	*	*
<b>Leadership Development</b>	<b>4%</b>	<b>\$7,886</b>	<b>\$7,705</b>
<b>General Management</b>	<b>3%</b>	<b>*</b>	<b>*</b>
<b>Real Estate</b>	<b>2%</b>	<b>\$6,022</b>	<b>\$5,400</b>
<b>Human Resources</b>	<b>2%</b>	<b>\$6,206</b>	<b>\$7,083</b>
<b>Business/Data Analytics</b>	<b>2%</b>	<b>*</b>	<b>*</b>

<sup>1</sup>Includes commercial banking, public finance

<sup>2</sup>Includes Logistics/Supply Chain, Service Operations

As of August 25, 2022

\*cannot report salary fewer than 3 data points

## COMPENSATION BY INDUSTRY: INTERNSHIP MBA HIRES

	Percent Accepting New Jobs in These Fields	Average Base Per Month	Median Base Per Month
Technology	32%	\$8,884	\$9,208
Consulting	21%	\$13,634	\$13,845
Entertainment/Media <sup>1</sup>	14%	\$6,458	\$6,587
Financial Services	14%	\$9,639	\$8,000
Healthcare (including products & services)	6%	\$8,421	\$8,667
Consumer Packaged Goods <sup>2</sup>	6%	\$7,287	\$7,500
Real Estate	2%	\$6,022	\$5,400
Other <sup>3</sup>	3%	*	*
Manufacturing	2%	\$6,700	\$7,100

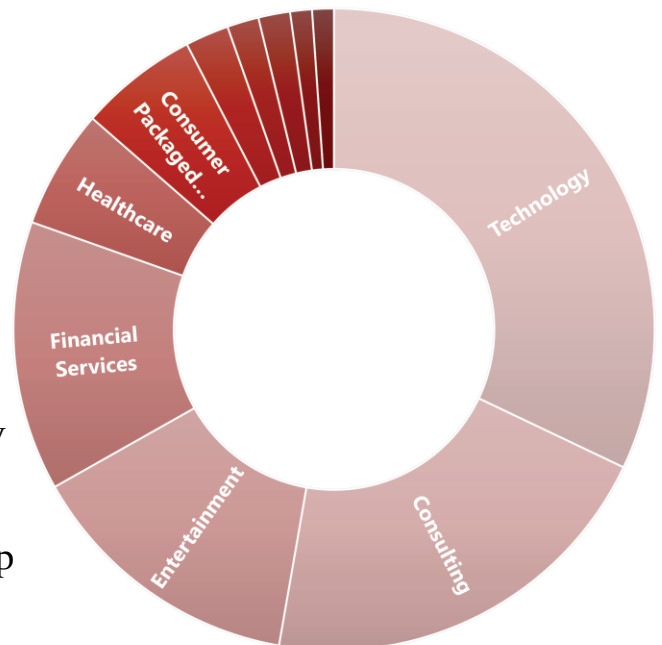
<sup>1</sup>includes interactive gaming, film, streaming, music, sports

<sup>2</sup>includes apparel/textiles, cannabis, food/beverage, household/personal, toys/entertainment

<sup>3</sup>includes construction, hospitality, retail

## TOP HIRING COMPANIES

Amazon	L.E.K. Consulting
Amgen, Inc.	Mattel
Analysis Group	Microsoft
Bank of America	Piper Sandler & Co.
Barclays Capital	PwC
Cisco Systems	Roku
Cognizant	Salesforce
Deloitte	The Walt Disney Company
DocuSign	TikTok
Epson America Inc.	Transom Consulting Group
EY	Universal Music Group
General Mills	VMware
Google	
IBM	



As of August 25, 2022

\*cannot report salary fewer than 3 data points



## COMPENSATION BY GEOGRAPHIC REGION

Full-time MBA Hires	Percent Accepting New Jobs in These Regions	Average Base Salary	Base Salary Range
California	81%	\$150,746	\$ 90,000 - \$205,000
Southern California	60%	\$150,879	\$ 90,000 - \$205,000
Northern California	21%	\$156,479	\$122,000 - \$175,000
West (excluding California)	6%	\$152,298	\$120,000 - \$154,000
Northeast	7%	\$162,667	\$130,000 - \$185,000
South	1%	*	*
Southwest	4%	\$137,200	\$120,000 - \$165,000
<b>U.S. Total</b>	<b>99%</b>	<b>\$150,602</b>	<b>\$ 90,000 - \$205,000</b>
International	1%	*	*

Internship MBA Hires	Percent Accepting New Jobs in These Regions	Average Base Per Month	Median Base Per Month
California	73%	\$9,214	\$8,741
Southern California	55%	\$9,233	\$8,807
Northern California	18%	\$9,215	\$8,741
West (excluding California)	11%	\$8,951	\$8,807
Northeast	6%	\$10,130	\$9,533
Midwest	4%	\$7,378	\$7,750
South	1%	*	*
Southwest	1%	*	*
<b>U.S. Total</b>	<b>98%</b>	<b>\$9,504</b>	<b>\$8,807</b>
International	2%	*	*

*As of August 25, 2022*

*\*cannot report salary fewer than 3 data points*



## Organizations that hired FTMBA students for full-time positions

Adobe  
 Amazon  
 Amgen, Inc.  
 Apple, Inc.  
 Aspiration Partners, LLC  
 AvalonBay Communities  
 Barclays Capital  
 BCG  
 Binance  
 Blendjet  
 Blizzard Entertainment  
 Blue Mountain Partners  
 Bank of America  
 Brigham and Women's Hospital  
 Checchi Capital Advisers, LLC  
 Cisco Systems  
 Citizen  
 Credit Suisse  
 Deloitte  
 Dornin Investment Group  
 Electronic Arts (EA)  
 Eli Lilly & Company  
 Endocanna Health  
 Envista Holdings Corporation  
 EY  
 GM Ventures  
 Goldman Sachs  
 Google  
 Griffin Crowd Capital  
 Guggenheim Investment Banking  
 H-E-B  
 Houlihan Lokey  
 HP  
 Inicio Ventures  
 Johnson & Johnson  
 JPMorgan Chase  
 King's Hawaiian  
 L.E.K. Consulting  
 LA Clippers  
 LA28  
 Lazard Freres & Co.  
 Lincoln International LLC  
 Live Nation Entertainment  
 Locksmith Animation  
 Lyon Living  
 Maestro Interactive  
 Mattel  
 McKinsey & Company  
 Meta  
 Microsoft  
 Mira Vista Aviation  
 Morgan Stanley  
 Munchkin Inc.  
 NBCUniversal  
 Nike, Inc.  
 OptumCare  
 PIMCO  
 Piper Sandler & Co.  
 Puma  
 PwC  
 RBC Capital Markets  
 Rivian Automotive  
 Salesforce  
 ServiceNow Inc  
 Shell Oil Company  
 Sway Ventures  
 The Walt Disney Company  
 Tic Toc Games  
 Tishman Speyer  
 TransDigm Group Inc.  
 Transom Consulting Group  
 Tubi  
 Verizon  
 Village Partners  
 Virgo Investment Group  
 Visa, Inc.  
 VMware  
 Walmart  
 Watertower Ventures  
 Wavemaker Labs  
 Wells Fargo  
 Western Digital  
 Willdan Consulting  
 Wilshire Associates  
 ZS Associates

## Organizations that hired FTMBA students for internships

1st Century Bank  
 2K  
 Abbott  
 Adobe  
 Advatix  
 AesculaTech  
 Amazon  
 Amgen, Inc.  
 Analysis Group  
 Apple TV  
 ASM Global  
 Atlassian  
 Bank of America  
 Barclays Capital  
 BCG  
 Boston Scientific  
 Browman Development Co.  
 Carvana  
 CBRE  
 Church & Dwight  
 Cisco Systems  
 Cognizant Consulting  
 Constellation Brands  
 Credit Suisse  
 CVS Health  
 Deloitte  
 Discovery, Inc.  
 DocuSign  
 eBay  
 Edwards Lifesciences  
 Electronic Arts (EA)  
 Elevate Sports Ventures  
 Epson America Inc.  
 Estee Lauder Companies  
 EY  
 Fin Capital  
 Financial Technology Partners  
 Ford Motor Company  
 Freddie Mac  
 Gap Inc.  
 Gartner  
 Genentech, Inc.  
 General Mills  
 GoGuardian  
 Google  
 Griffin Crowd Capital  
 Harris Williams & Co.  
 Hulu  
 IBM  
 Impact.com  
 Invesco Real Estate  
 Jamison Properties  
 Juniper Networks Inc.  
 Kirkland and Ellis, LLP  
 L.E.K. Consulting  
 La Jolla Group, Inc.  
 Lincoln International LLC  
 Lionsgate  
 MaC Venture Capital  
 Mattel  
 McKinsey & Company  
 Microsoft  
 MobilityWare  
 Mulesoft  
 Muse Capital  
 Nike, Inc.  
 Northwestern Mutual  
 NVIDIA  
 Oh Co.  
 OpenHorizon AS  
 OptumCare  
 Palm Tree  
 Paramount Pictures  
 PepsiCo  
 PerBlue Entertainment  
 Piper Sandler & Co.  
 Plug and Play Tech Center  
 Pure Storage, Inc.  
 PwC  
 Reckitt  
 Rivian Automotive  
 Robolox  
 Roku  
 Rusty Surfboards  
 Salesforce  
 Samsung NEXT  
 TCW  
 TechstyleOS  
 The Kaizen Company  
 The Ogunlesi Group  
 The Walt Disney Company  
 TikTok  
 Top Dawg Entertainment  
 Transom Consulting Group  
 Troy Capital Partners  
 Universal Music Group  
 UTech  
 VMware  
 Walmart  
 Watermark Insights  
 Western Digital  
 Windwalk Games  
 YouTube  
 Yum! Brands

## PRIMARY SOURCE OF FULL-TIME MBA JOB ACCEPTANCE

	Percent
<b>USC Marshall – Facilitated Resources</b>	<b>81.7%</b>
Scheduled Interviews on or off campus	11.3%
Activities supported by career center (job fairs/conferences)	4.4%
Conversion of Internship	50.3%
Job Postings on school career system, resume books	12.6%
School network/resources	3.1%
<b>Student Facilitated Resources</b>	<b>18.3%</b>
Online job postings (social media/LinkedIn, company websites)	8.3%
Personal Contacts – Family Friends	7.5%
Other graduate-facilitated sources	2.5%

*As of August 25, 2022*

*\*cannot report salary fewer than 3 data points*

## SPECIALIZED MASTERS PROGRAMS

# EMPLOYMENT REPORTS

Business Analytics

Finance

Global Supply Chain Management

Marketing

# MASTER OF SCIENCE IN BUSINESS ANALYTICS

## EMPLOYMENT & COMPENSATION SUMMARY: FULL-TIME HIRES

December 2021 Graduates	97.8%
Average Base Salary	\$110,360
Base Salary Range	\$85,000 - \$145,000
Hires in North America	80%
Hires in Asia Region	19%

## GEOGRAPHIC SUMMARY

Beaverton - OR	Fort Worth - TX	Los Angeles - CA	San Jose - CA
Beijing - China	Fremont - CA	Louisville - KY	San Mateo - CA
Bellevue - WA	Hangzhou - China	Nanjing - China	Seattle - WA
Boston - MA	Irvine - CA	North Reading - MA	Shanghai - China
Denver - CO	London - United Kingdom	San Francisco - CA	Sunnyvale - CA

## POSITIONS THAT MSBA STUDENTS ACCEPTED FULL-TIME & INTERNSHIP POSITIONS

Business Analytics	Data & Applied Scientist	Investment Consultant	Ad Measurement Specialist
Business Intelligence	Data & Marketing Analyst	Market Analysis & Strategy	Senior Credit & Risk Analyst
Business Operations Analyst	Data Analyst	Operations Consultant	Site Merchandising Analytics
Business Planning Analyst	Data Engineer	People Analytics	Software Developer II
Consumer Insights	Data Scientist	Product Analyst	Solutions Analytics
Creative Analyst	Financial Analyst	Product Manager	Technical Marketing Analyst
Cyber Risk Analyst	Game Analyst	Research and Insights Manager	

## EMPLOYERS WHO HIRED MSBA FULL-TIME & INTERNSHIP POSITIONS

Accenture	Crowe LLP	Intuit Inc.	Pacific Life
Alaska Airlines	Deloitte	Jam City	Pacific Northwest National Lab
Alibaba Group	Discover Financial Services	Jonas Media Entertainment	PennyMac
Amazon	Electronic Arts (EA)	K1 Investment Management	Prosper Marketplace
American Airlines	Episource	Lenovo	PwC China & Hong Kong
Amgen, Inc.	Experian	LG	Realtor.com
Assurance IQ	EY	L'Oreal	Redfin
Assurant	Fanatics	Lumen Technologies	Revolve
Bank of Communications	Genentech, Inc.	Lyft	Roku
BCG Gamma	Goldman Sachs	McKinsey & Company	Tesla Motors
Blizzard Entertainment	Grubhub	Meta	The Walt Disney Company
ByteDance	Happy Money	Microsoft	Tripalink
Carvana	Harvest Capital Mgt	MobilityWare	Twitch
China Asset Management	Hewlett Packard Enterprise	Mogul	Twitter
China Merchant Bank	Huatai Securities	Moveworks	Uber
Circle Internet Financial	Huawei	NBCUniversal	Utopia Music
Cisco Systems	Humana Inc.	Nike, Inc.	Visa, Inc.
Cloudstrike	Indeed	Novo Nordisk A/S	Walmart
CoreSite	Internet Brands	OpenX Technologies	Wayfair

# MASTER OF SCIENCE IN FINANCE

## EMPLOYMENT & COMPENSATION SUMMARY: FULL-TIME HIRES

December 2021 Graduates	97.1%
Average Base Salary	\$80,879
Base Salary Range	\$60,000 - \$125,000
Hires in North America	63%
Hires in Asia Region	37%

## GEOGRAPHIC SUMMARY

Albany - NY	Hangzhou - China	Los Angeles - CA	Salt Lake City - UT
Alhambra - CA	Hefei - China	Madison - WI	San Diego - CA
Arcadia - CA	Hong Kong S.A.R.	Manhattan Beach - CA	San Francisco - CA
Beijing - China	Irvine - CA	Marina Del Rey - CA	Shanghai - China
Bellevue - WA	Istanbul - Turkey	Mount Laurel - NJ	Shenzhen - China
Calabasas - CA	Jakarta - Indonesia	New York - NY	Taipei - Taiwan
Chino Hills - CA	La Jolla - CA	Newport Beach - CA	West Palm Beach - FL
Cohoes - NY	Laguna Hills - CA	Oakland - CA	Xiamen - China
Des Moines - IA	Las Vegas - NM	Ontario - CA	Zhengzhou - China

## POSITIONS THAT MSF STUDENTS ACCEPTED FULL-TIME & INTERNSHIP POSITIONS

Asset Management Analyst	Equity Research	Investment Banking Analyst	Private Credit Analyst
Business Financial Analyst	Financial Analyst	Leveraged Financial Analyst	Private Equity Associate
Business Solutions Analyst	Financial Planning Analyst	Modeling Valuation Analyst	Private Wealth Management
Capital Markets Analyst	Financial Reporting Analyst	Performance Analyst	Quantitative Analyst
Debt Capital Market Analyst	Hedge Fund Risk Analyst	Portfolio Analyst	Strategy Transactions

## EMPLOYERS WHO HIRED MSF FULL-TIME & INTERNSHIP POSITIONS

Agriculture Bank of China	Credit One	Kroll	Shepherd Ventures
Alliant Strategic	Credit Suisse	Lanting Capital	Silicon Valley Bank
Asia Renaissance IB Bank	CTBC Bank Corp	Mandiri Securities	Standish Management
Azure Ventures Group	Deloitte	McKinsey & Company	Wisconsin Investment Board
Brooklands Capital	Efunds Asset Management	Minsheng Securities	Stepstone Group
Cboe Global Markets	EY	Netstar	SVAT Rating
Central China Securities	E-Z-Go	Nomura	Swooshtransfer Ltd
Central Wealth Securities	Fosun Pharma	Northrop Grumman	Symetra Investment Mgt
Charles River Associates	GE Property Management	Palm Tree	The Spartan Group LLC
China Everbright Limited	General Motors	PIMCO	TriLinc Global
China Guangfa Bank	GF Securities	Post Advisory Group	Tripalink
China Rock Capital Mgt	Goldman Sachs	Prime Healthcare	Truist Securities
China Securities	Harvest Capital Mgt	Private Global Investors	UBS Investment Bank
China Taping Insurance	HSBC	Provenance Capital Group	Valentine's Lane Partners
China Unicom	Huatai Securities	PwC	Valuation Corporation
CITIC Securities	IAN Financial Group	Qualcomm	WeCyte Technology
Clocktower Group	ICBC	Roth Capital Partners, LLC	Wedbush Securities Inc.
Corevest Finance	K1 Capital	SDIC	Wells Fargo
Cowan	KPMG LLP	Shenzhen Capital Group	Western Asset Management

# MASTER OF SCIENCE IN GLOBAL SUPPLY CHAIN MANAGEMENT

## EMPLOYMENT & COMPENSATION SUMMARY: FULL-TIME HIRES

December 2021 Graduates	100%
Average Base Salary	\$90,044
Base Salary Range	\$50,000 - \$125,000
Hires in North America	83%
Hires in Asia Region	17%

## GEOGRAPHIC SUMMARY

Alameda - CA	Culver City - CA	New York - NY	Shanghai - China
Baldwin Park - CA	Diamond Bar - CA	Ontario - CA	Shenzhen - China
Beijing - China	Fremont - CA	Palo Alto - CA	Thousand Oaks - CA
Bell - CA	Hawthorne - CA	Rowland Heights - CA	Torrance - CA
Bridgewater - NJ	Irvine - CA	San Diego - CA	Wenzhou - China
Calabasas - CA	Los Angeles - CA	San Francisco - CA	White Plains - NY
City Of Industry - CA	Milpitas - CA	San Jose - CA	

## POSITIONS THAT MSGSCM STUDENTS ACCEPTED FULL-TIME & INTERNSHIP POSITIONS

Business Analyst	Investment Banking Analyst	Supply Chain Analyst
Business Development Support	Logistics Analyst	Supply Chain Associate
Commodity Manager	Logistics Planner	Supply Chain Consultant
Continuous Improvement Manager	Procurement Planner	Supply Chain Management Trainee
Global Commodity Manager	Project Leader	Supply Chain Operations Specialist
Global Demand Planner	Quality Assurance Specialist	Supply Chain Senior Leader
Global Procurement Analyst	Senior Associate Consultant	Supply Chain Specialist
Global Supply Chain Analyst	Senior Associate Supply Chain	Technical Program Manager
Global Supply Management	Senior Sourcing Specialist	Warehouse Supply Chain Analyst
Global Supply Manager	Senior Specialist Procurement	

## EMPLOYERS WHO HIRED MSGSCM FULL-TIME & INTERNSHIP POSITIONS

9 to 5 Seating	EY	Lam Research	Semir Fashion Group
Abbott	Flexport	Lazard Freres & Co.	Soko Glam
Amazing Green	Fourward	LLP Global	SourceOne Global Inc
Amgen, Inc.	Grant Thornton LLP	Lucid Motors	SpaceX
AP Moller - Maersk	GroupM	Mattel	Tecoland Corporation
Apple, Inc.	Guotai Jun'an Securities	Milani Cosmetics	Tesla Motors
Arthrex	Heineken USA	Miramax	Unilever
Axalta Powder Coating	Hisun Pharmaceuticals	Munich Re America Services	Weee!
BlackRock, Inc.	Horizon Tire	Niagara Bottling	Wella Company
Calsoft Systems	HungryPanda US	Orbit Industries	Western Digital
CICC Wealth Mgmt	Illumina, Inc.	Perfect Snacks	Yum China Holdings, Inc
Cisco Systems	JD Logistics	Pony AI	
Covered California	JD.com	Rivian Automotive	
De Well Group	Kompass	Romeo Power Technology	

# MASTER OF SCIENCE IN MARKETING

## EMPLOYMENT & COMPENSATION SUMMARY: FULL-TIME HIRES

Spring 2022 Graduates	90.8%
Average Base Salary	\$77,500
Base Salary Range	\$48,000 - \$130,000
Hires in North America	81%
Hires in Asia Region	18%

## GEOGRAPHIC SUMMARY

Atlanta - GA	Hong Kong	Pleasanton - CA	Seattle - WA
Beijing - China	Houston - TX	Riverwoods - IL	Shanghai - China
Bellevue - WA	Los Angeles - CA	San Diego - CA	Taipei - Taiwan
Berlin - Germany	Mumbai - India	San Francisco - CA	Vienna - VA
Guangzhou - China	New York - NY	Santa Monica - CA	Washington - DC


## POSITIONS THAT MSMKT STUDENTS ACCEPTED FULL-TIME POSITIONS

Account Specialist	Client Advisor	Marketing Analytics Analyst
Associate Account Executive	Communications Director	Marketing Coordinator
Associate Analytics Manager	Creative Copywriter	Marketing Strategist
Associate Brand Manager	Digital Analytics Analyst	Performance Marketing Specialist
Brand Marketing Lead	Digital Marketing Specialist	Product Marketing Manager
Brand Specialist	eCommerce Assistant	Project Manager
Business Intelligence Analyst	Global Account Executive	Senior Marketing Specialist
Capabilities and Insights Analyst	Graphic/Web Designer	Senior Strategic Analyst
Channel Marketing Associate	Growth Marketing Manager	

## EMPLOYERS WHO HIRED MSMKT FULL-TIME POSITIONS

Alpha Sights	Discover Financial	Mattel	Starlight Media
Amazon	Elysian Park Ventures	McKinsey & Company	Strong Automotive
Aputure	Equity Prime Mortgage	NBCUniversal	StubHub
Bamboo	First Republic Bank	Nestle USA	Sunfish Technologies
BBDO Worldwide	Flor de Cana	Newfold Digital	Tawa Services, Inc.
BCW Global	Gap Inc.	Novo Nordisk A/S	Tencent
Benefit Cosmetics	Georgia-Pacific	Nuliv Wellness Institute	The California Club
Bloomberg L.P.	Go Freight	Paramount Pictures	The Coral Group
Brand Knew	Golden West Foods	PHD Media	Warner Bros.
Bright Dairy & Food	Happy Money	Pluto TV	Weber Shandwick
Capital Group	Hulu	PowerSchool	WireBarley
China Merchants Group	Illumina, Inc.	Procter & Gamble	WiseSoft, LLC
Crocs	Invictus Marketing Solutions	Publicis Media	Yamibuy
Curinos	LG Health Care	PwC China & Hong Kong	Yili
DAS42	Lippincott	Satori Marketing	Zam Network
Dermalogia	Los Angeles Times	SM Entertainment USA	ZS Associates
Discover Financial	Louis Vuitton	Snap Inc.	





*The Marshall School of Business adheres to the MBA Career Services & Employer Alliance (MBACSEA) Standards for Reporting MBA & Specialized Masters Programs Employment Statistics. Conformance to this business school industry standard ensures accurate and comparable employment data.*

*Percent of MBA graduates for whom we have post-graduation information is 97%*