

REVIEW HBS HIRING TRENDS

Browse industry, function and location destinations and gain insights around compensation.

Class of 2023

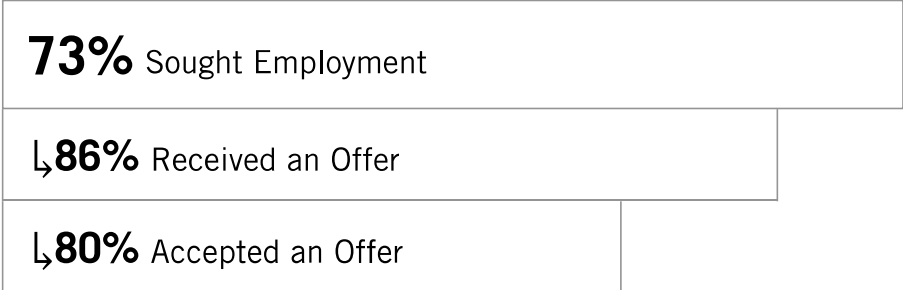
View: Class of 2023 ▾

Career Data Internship Data

What do students do post-HBS?

Understand which industries, functions and locations have been most popular and the compensation students received.

Students Seeking Employment



27% Did Not Seek Employment

13% Starting own business

11% Company sponsored or already employed

3% Other

1% Continuing education

0% Postponing job search

0% No Data Available

Median Base Salary

\$175,000

Median Signing Bonus

\$30,000

57% Receiving


Median Performance Bonus

\$40,000

70% Receiving

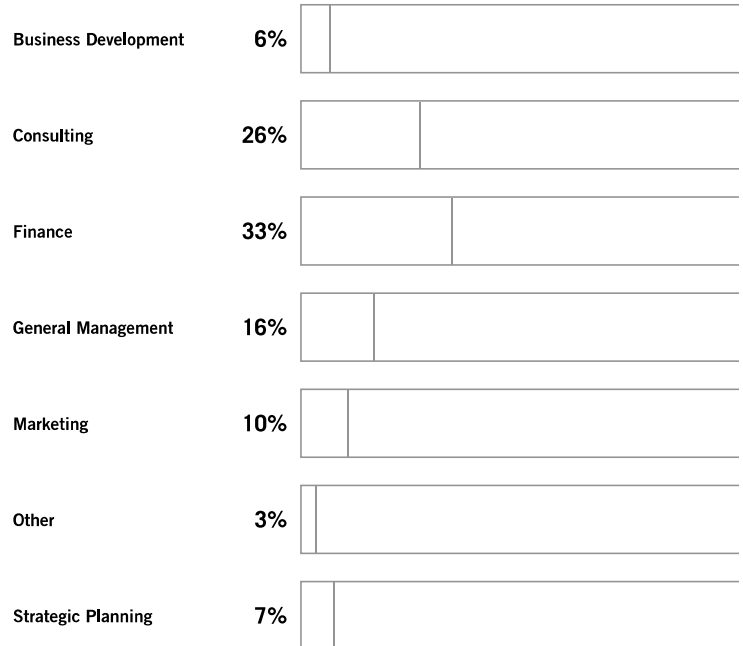
Industries

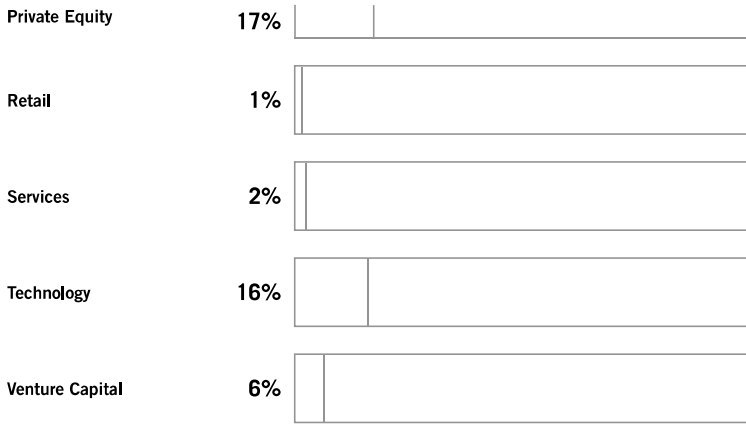
Sort By: A-Z ▾



Functions

Sort By: A-Z ▾

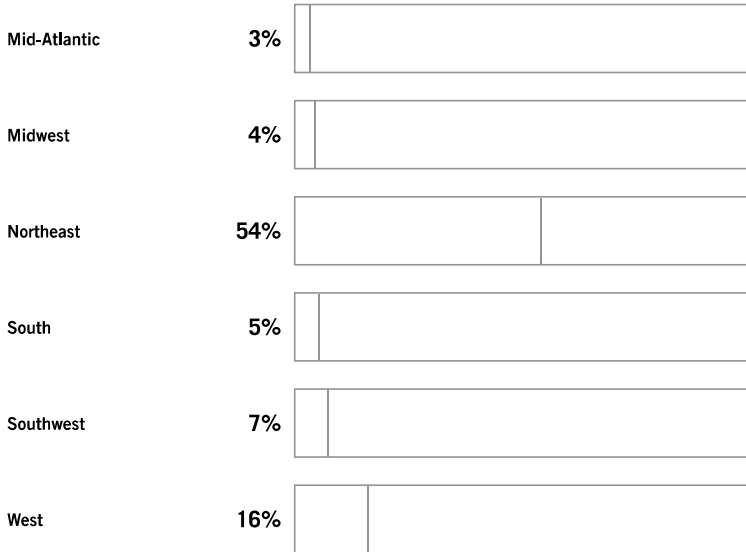





Locations

Sort By: A-Z ▼

United States: **89%**



International: **11%**



*Please note salary information is self-reported by students.
 N/A indicates data represents <1% of students seeking employment.
 In some cases, compensation is rounded to nearest thousand. See detailed pages for exact figures.
 Percentages may not add to 100 due to rounding.*

Insights & Advice →

22 MAR 2024 BECCA CARNAHAN

DRIVING IMPACT IN EMERGING MARKETS WITH HBS ALUM NNEKA CHIME (MBA 2015)

21 FEB 2024 BECCA CARNAHAN

HIRING AT HBS: HOW SUMMER INTERNS MAKE AN IMPACT AT BRIDGES FUND MANAGEMENT

MBA HIRING ORGANIZATIONS

View hiring organizations for the Classes of 2023 and 2024.

→ [View MBA Hiring Organizations](#)

ENTREPRENEURSHIP

Facts & figures on students founding companies and joining start-ups.

→ [Entrepreneurship Facts & Figures](#)

HISTORICAL TRENDS

View trends in industry, function, and location career and internship choices.

→ [View Data Trends](#)